

Goldie Locks Has Chicken Pox

by Erin Dealey

Illustrated by Hanako Wakiyama /Atheneum ~ Simon & Schuster

Finger Puppets



Grade 2: [CCSS.ELA-Literacy.RL.2.6](#) *Acknowledge differences in the points of view of characters, including by speaking in a different voice for each character when reading dialogue aloud.*

Use these wonderful GOLDIE LOCKS HAS CHICKEN POX illustrations by Hanako Wakiyama to have your students create finger puppets (or attach popsicle sticks); See next page for templates.

Activity: Have each student choose a different character; When puppets are created, pair students and have them make up a dialog between the two characters.

Example (Mom and Mama Bear, photo right) --

My child doesn't feel well. Is your child sick? What do you think I should do?



Variation: Have one of the characters "interview" the other about daily life:

Example (Brother and Jack Be Nimble) --

Do you go to school?

How old are you?

What is your favorite color?



What do you eat for breakfast?



Goldie Locks Has Chicken Pox

by Erin Dealey

Illustrated by Hanako Wakiyama /Atheneum ~ Simon & Schuster






Send me some pictures of your class and their puppets! Twitter @ErinDealey erin@erindealey.com

Goldie Locks Has Chicken Pox

by Erin Dealey

Illustrated by Hanako Wakiyama /Atheneum ~ Simon & Schuster

Finger Puppets--continued



Send me some pictures of your class and their puppets! Twitter @ErinDealey erin@erindealey.com